S.C. PETROTEL–LUKOIL S.A.
PLOIESTI

APROBAT,
Membru al Directoratului- Inginer Sef
Dan Danulescu
30.09.2016

TEMA TEHNICA DE PROIECTARE

1. DATE GENERALE:

1.1. Denumirea lucrarii: Actualizare documentatie tehnica cuptor reactie 02-H1 si conducte transfer pentru functionare la o temperatura de 510°C iesire radiatie.

1.2. Instalatia (serviciul) beneficiara: Instalatia de Cocsare Intarziata - Sector 3

1.3. Amplasament: Instalatia de Cocsare Intarziata

1.4. Documente si documentatii de referinta:

1.4.1.Scheme Izometrice conducte transfer

1.4.2. Desen ansamblu cuptor 02-H1

2. NECESITATE SI OPORTUNITATE:

Avand in vedere modificarile constructive (inlocuit returbenti cu coturi de intoarecere serpentine radiatie) si metalurgice (inlocuit material 5%Cr cu 9% Cr) aduse cuptorului de reactie al instalatiei de Cocsare intarziata, parametrii de lucru ai cuptorului au ramas nemodificati in documentatia tehnica (temperatura max 495°C iesire radiatie).
Intrucat din punct de vedere tehnologic se doreste functionarea cu o temperatura maxima de 510°C iesire radiatie in vederea imbunatatirii performatelor tehnologice este necesara verificarea documentatiei tehnice a cuptorului precum si a conductelor de transfer, refacere breviare de calcul pentru noile conditii luand in considerare inclusiv posibilitatea trecerii la o clasa superioara de material.

3. DESCRIEREA SOLUTIEI PROPUSE:

3.1. Tehnologie: In scopul implementarii solutiei tehnice propuse se impune verifcarea si reautorizarea cuptorului de reactie 02-H1 si a conductelor de transfer in noile conditii de temperatura.
Recalculare parametrii de design si operare pe cuptor si conducte transfer pentru o temperatura de iesire din cuptor de 510 °C.

3.2. Descrierea solutiei propuse pe categorii de lucrari:
(In cazul in care sunt necesare descrieri mai ample – schite privind amplasarea, scheme tehnologica etc – este obligatorie anexarea acestora la tema)

Nr. crt.	Categorii de lucrari	Descriere sumara	Documente existente	Observatii
1	Tehnologii	DA		
2	Utilaje	DA		
3	Montaj utilaj si leg. conducte	DA		
4	Constructii beton	NU		
5	Constructii metalice	NU		
6	Instalatii apa-canal	NU		
7	Instalatii electrice 2)	NU		
8	Instalatii AMC 1)	NU		
9	Utilitati (aer, azot, apa etc)	NU		
10	Instalatii de incalzire	NU		

11	Instalatii de ventilatie	NU		
12	Mecanizare ex:grinda monorai	NU		
13	Alte facilitati	NU		
14	Devize	DA		

1) Reglari, inregistrari, semnalizari, blocari
2) Surse de putere, blocari, iluminat, avertizare P.S.I. si paza, explozimetre, telefonie, legaturi echipotentiale etc.

3.3. Dotari: _____

3.4. Deseuri, noxe si masuri de protectie a mediului: _____

3.5. Factori de risc si propuneri de masuri de tehnica securitatii muncii: _____

4. SURSA DE FINANTARE: CHELTUIELI CURENTE 2016

6. RESPONSABIL DIN PARTEA BENEFICIARULUI:

- Numele si prenumele: I. Mitache
- Functia: Ing.Tehnolog Sector 3
- Telefon: 3750
- Termen executie proiect: 31.12.2016

7. AVIZARE:

FUNCTIA	NUMELE SI PRENUMELE	SEMNATURA
DIR. GEN. ADJ. REPARATII SI MENTENANTA UTILAJE	Y. I. EROGOV	
TEHNOLOG SEF	CATALIN NICULESCU	29.09.2016
ING. SEF ADJ. PRODUCTIE	PIRNAU DANIEL	29.09.16
SEF BIROU – SEF SERVICIU MTRU	DENYS MAKUSHEV	29.09.2016
ING. SEF METROLOG	ION ENE	
ING. SEF INDUSTRIE PRELUCRATOARE – SEF SERVICIU	MAXIM GRECOV	30.09.2016
SEF ARIE PRODUCTIE	GHEORGHE COMAN	29.09.2016

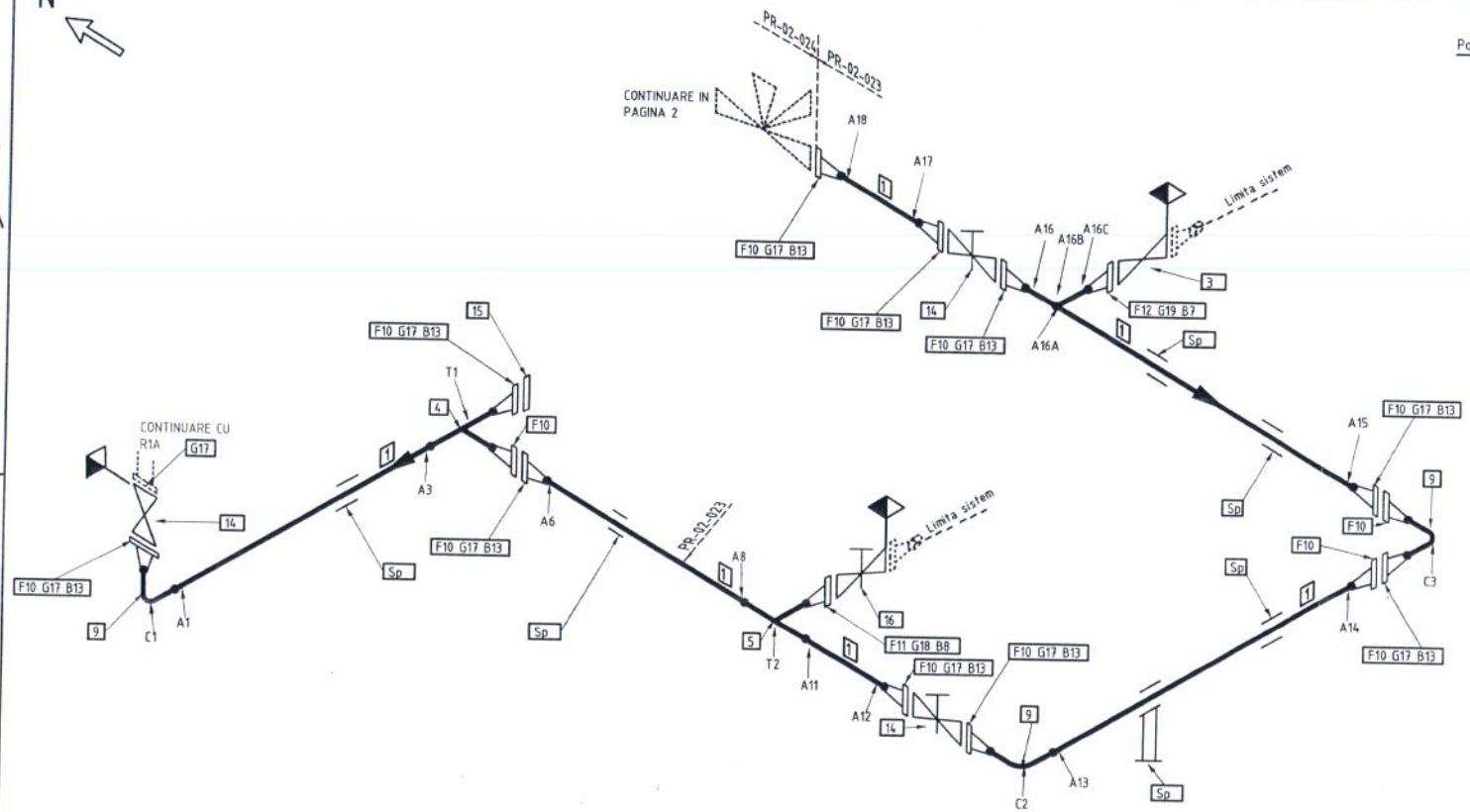

Poz	DN	Descriere	Cantitate
1	200	Teava	14 M
2	40	Teava	0.2 M
3	80	RSF Dn/PN110/B2	1
4	200	Teu egal	1
5	200X150	Teu redus	1
6	200X80	Teu redus	1
7	M24x140	Prezoane cu 2 piulite	8/16
8	M30x180	Prezoane cu 2 piulite	12/24
9	200	Cot 90	3
10	200	Flansa cu gat Dn200(Ø219.1x-)/Pn110/B2	13
11	150	Flansa cu gat Dn150(Ø168.3x-)/Pn110/B2	1
12	80	Flansa cu gat Dn80(Ø88.9x-)/Pn110/B2	1
13	M33x210	Prezoane cu 2 piulite	132/264
14	200	RSF Dn/600#/B2	3
15	200	Flansa oarba Dn200(Ø219.1x-)/PN110/B2	1
16	150	RSF Dn/600#/B2	1
17	200	Garnitura Dn200/Pn110/B2	11
18	150	Garnitura Dn150/Pn110/B2	1
19	80	Garnitura Dn80/Pn110/B2	1

PIESE DE CONDUCTE - LISTA DE PIESE

LEGENDA:

-limita sistem

-conducta existenta supusa examninarii

-conducta existenta in afara sistemului

Configuratia, componenta si dimensiunile vor fi verificate inainte de examinare.

POZITIA PUNCTELOR DE CONTROL PENTRU MASURAREA GROSIMII PERETILOR CU US

PANA LA DN 50 INCLUSIV = 2 PUNCTE DE MASURARE
PANA LA DN 300 INCLUSIV = 4 PUNCTE DE MASURARE
PESTE DN 300 = 8 PUNCTE DE MASURARE

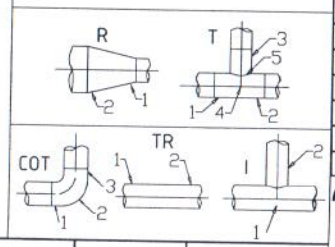

PLAN MASURATORI GROSIMI

Temp. min lucru/Min op. temp.(°C): 15	Insotitori (nr./DN)/Tracing (nr./ND): 2x25		
Mediu/Medium: Reziduu	Pres. max lucru/Max. op. pressure(bar): 15	Temp. max lucru/Max op. temp.(°C): 495	
Grupa fluid/Fluid Group: 1	Categorie/Category: II	Modul/Module: –	
Material/Material: A 335 GRAD P5	% control nedistructiv/Nondistructiv test: 25%-RT/UT; 25%-PT/MT	Mediu proba/Test medium: Apa	
Izolatie/Insulation (type/thick.): DA/S=100mm	Test elasticitate/Elasticity Test: –	Presiune proba/Test pressure(bar): –	
Protectia coroziune/Corosion Protection: NA	Organ receptie finala/Final reception: –	Diagrama P&I/P&ID No.: –	
Tratament termic/Heat Treatment: NA	Presiune proiectare/Design pressure(bar): 15	Temp. de proiectare/Design temp.(°C):495	
Clasa conducte/Pipe Class: –	de la /from: H1	la /to: R1,a,b,c,d	

TÜV AUSTRIA ROMANIA

S.C. PETROTEL-LUKOIL S.A. Ploiesti Str. Mihai Bravu, nr.235 judet Prahova

LUKOIL OIL COMPANY

1	2	3	4	5	6	7	8	9	10	11	12	13	14	15	16
Proiect-Nr/Project-No						Desen-Nr/Drawing-No								Rev/Rev	
15-95/PEVIT						ANEXA 3								00	

17	18	19	20	21	22	23	30	31
Cod Instalatie/Plant Code							Orig.Plan	

Intreprindere/Client: PETROTEL-LUKOIL

Instalatie/Plant: C.X

Scara/Scale: NTS

SIS 4-PR-02-021;022;023;024;025;026;027;060

pag/pag 1 din/from 14

Rev/Rev	Denumirea modificarii/Change description	Data/Date	Intocmit/Designer	Verificat/Checked
04				
03				
02				
01				
00	INTOCMIRE PROGRAM EXAMINARI	03.2015	Stefan A.	Ninca N.

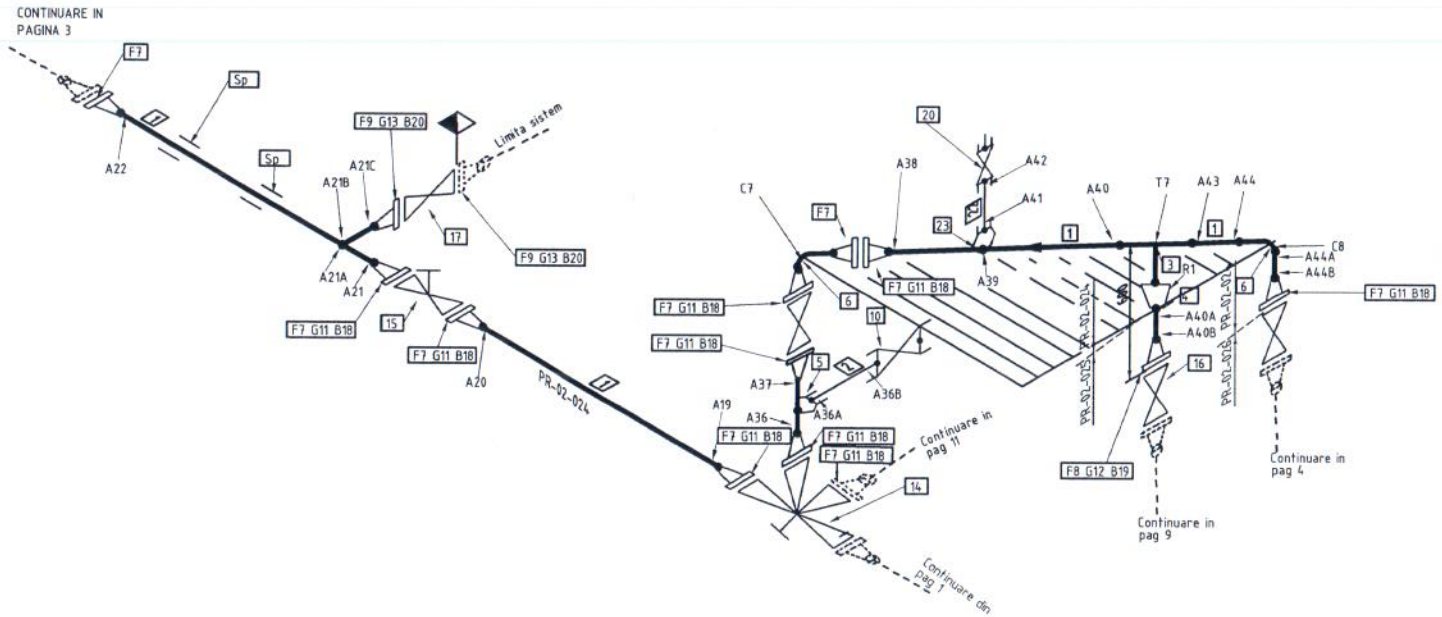

PIESE DE CONDUCTE - LISTA DE PIESE

Poz	DN	Descriere	Cantitate
1	200	Teava	4.7 M
2	25	Teava	0.1 M
3	200	Teu egal	1
4	200X150	Reductie concentrica	1
5	200X25	Sockolet	1
6	200	Cot 90	2
7	200	Flansa cu gat Dn200(Ø219.1x-)/Pn110/B2	10
8	150	Flansa cu gat Dn150(Ø168.3x-)/Pn110/B2	1
9	80	Flansa cu gat Dn80(Ø88.9x-)/Pn110/B2	1
10	25	RSMS Dn25/Pn160	2
11	200	Garnitura Dn200/Pn110/B2	8
12	150	Garnitura Dn150/Pn110/B2	1
13	80	Garnitura Dn80/Pn110/B2	1
14	200	Robinet 4 cai Dn200/Pn110/B2	1
15	200	RSF Dn200/600#/B2	2
16	150	RSF Dn150/PN110/B2	1
17	80	RSF Dn80/PN110/B2	1
18	M33x210	Prezoane cu 2 piulite	96/192
19	M30x180	Prezoane cu 2 piulite	12/24
20	M24x140	Prezoane cu 2 piulite	8/16
21	20	RSMS Dn20/PN160	1
22	20	Teava	0.1 M
23	200X20	Sockolet	1

LEGENDA:

-limita sistem

-conducta existenta supusa examninarii

-conducta existenta in afara sistemului

Configuratia, componenta si dimensiunile vor fi verificate inainte de examinare.

POZITIA PUNCTELOR DE CONTROL PENTRU MASURAREA GROSIMII PERETILOR CU US

PANA LA DN 50 INCLUSIV = 2 PUNCTE DE MASURARE
PANA LA DN 300 INCLUSIV = 4 PUNCTE DE MASURARE
PESTE DN 300 = 8 PUNCTE DE MASURARE

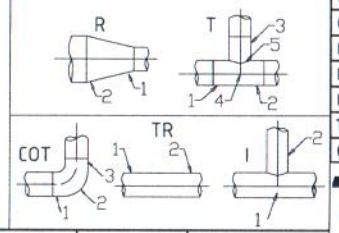

PLAN MASURATORI GROSIMI

Temp. min lucru/Min op. temp.(°C): 15	Insotitori (nr./DN)/Tracing (nr./ND): 2x25		
Mediu/Medium: Reziduu	Pres. max lucru/Max. op. pressure(bar): 15	Temp. max lucru/Max op. temp.(°C): 495	
Grupa fluid/Fluid Group: 1	Categorie/Category: II	Modul/Module: –	
Material/Material: A 335 GRAD P5	% control nedistructiv/Nondistructiv test: 25%-RT/UTs 25%-PT/MT	Mediu proba/Test medium: Apa	
Izolatie/Insulation (type/thick.): DA/S=100mm	Test elasticitate/Elasticity Test: –	Presiune proba/Test pressure(bar): –	
Protectia coroziune/Corosion Protection: NA	Organ receptie finala/Final reception: –	Diagrama PAd/PAdD No.: –	
Tratament termic/Heat Treatment: NA	Presiune proiectare/Design pressure(bar): 15	Temp. de proiectare/Design temp.(°C):495	
Clasa conducte/Pipe Class: –	de la /from: H1	la /to: R1,a,b,c,d	

TÜV AUSTRIA ROMANIA

S.C. PETROTEL-LUKOIL S.A. Ploiesti
Str. Mihai Bravu, nr.235
judet Prahova

LUKOIL OIL COMPANY

1	2	3	4	5	6	7	8	9	10	11	12	13	14	
Proiect-Nr/Project-No						Desen-Nr/Drawing-No								Rev/Rev
15-95/PEVIT						ANEXA 3								
17	18	19	20	21	22	23	30	31						
Cod Instalatie/Plant Code							Orig.Plan							

Intreprindere/Client: PETROTEL-LUKOIL

Instalatie/Plant: C.X

Scara/Scale: NTS

SIS 4-PR-02-021;022;023;024;025;026;027;060

pag/pag 2 din/from 14

Rev/Rev	Denumirea modificarii/Change description	Data/Date	Intocmit/Designer	Verificat/Checked
04				
03				
02				
01				
00	INTOCMIRE PROGRAM EXAMINARI	03.2015	Stefan A.	Ninca N.

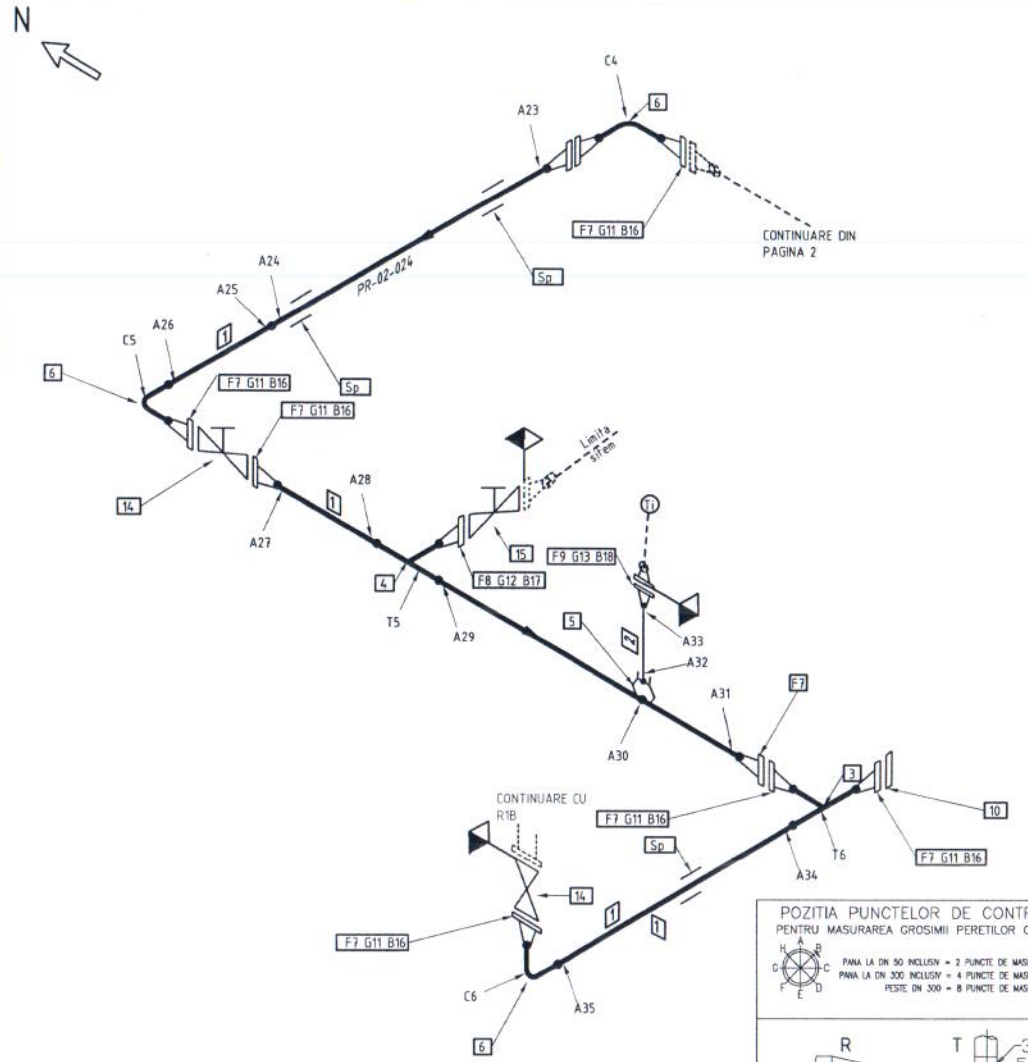

PIESE DE CONDUCTE - LISTA DE PIESE

Poz	DN	Descriere	Cantitate
1	200	Teava	9.2 M
2	25	Teava	0.1 M
3	200	Teu egal	1
4	200X150	Teu redus	1
5	200X25	Sockolet	1
6	200	Cot 90	3
7	200	Flansa cu gat Dn200(Ø219.1x-)/Pn110/B2	9
8	150	Flansa cu gat Dn150(Ø168.3x-)/Pn110/B2	1
9	25	Flansa cu gat Dn25(Ø33.7x-)/Pn110/B2	1
10	200	Flansa oarba Dn200(Ø219.1x-)/PN110/B2	1
11	200	Garnitura Dn200/Pn110/B2	7
12	150	Garnitura Dn150/Pn110/B2	1
13	25	Garnitura Dn25/Pn110/B2	1
14	200	RSF Dn200/600#/B2	2
15	150	RSF Dn150/PN110/B2	1
16	M33x210	Prezoane cu 2 piulite	84/168
17	M30x180	Prezoane cu 2 piulite	12/24
18	M16x100	Prezoane cu 2 piulite	4/8

LEGENDA:

—limita sistem

—conducta existenta supusa examninarii

—conducta existenta in afara sistemului

Configuratia, componenta si dimensiunile vor fi verificate inainte de examinare.

POZITIA PUNCTELOR DE CONTROL
PENTRU MASURAREA GROSIMII PERETILOR CU US

PANA LA DN 50 INCLUSIV = 2 PUNCTE DE MASURARE
PANA LA DN 300 INCLUSIV = 4 PUNCTE DE MASURARE
PESTE DN 300 = 8 PUNCTE DE MASURARE

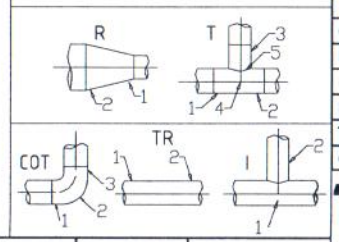

PLAN MASURATORI GROSIMI

Temp. min lucru/Min op. temp.(°C):	15	Insoitori (nr./DN)/Tracing (nr./ND):	2x25		
Mediu/Medium:	Reziduu	Pres. max lucru/Max. op. pressure(bar):	15	Temp. max lucru/Max op. temp.(°C):	495
Grupa fluid/Fluid Group:	1	Categorie/Category:	II	Modul/Module:	–
Material/Material:	A 335 GRAD P5	% control nedistructiv/Nondistructiv test:	25%-RT/UTs 25%-PT/MT	Mediu proba/Test medium:	Apa
Izolatie/Insulation (type/thick.):	DA/S=100mm	Test elasticitate/Elasticity Test:	–	Presiune proba/Test pressure(bar):	–
Protectia coroziune/Corosion Protection:	NA	Organ receptie finala/Final reception:	–	Diagrama P&I/P&ID No.:	–
Tratament termic/Heat Treatment:	NA	Presiune proiectare/Design pressure(bar):	15	Temp. de proiectare/Design temp.(°C):	495
Clasa conducte/Pipe Class:	–	de la /from:	H1	la /to:	R1,a,b,c,d

TÜV AUSTRIA ROMANIA

S.C. PETROTEL-LUKOIL S.A. Ploiesti
Str. Mihai Bravu, nr.235
judet Prahova

LUKOIL OILCOMPANY

1	2	3	4	5	6	7	8	9	10	11	12	13	14	
Proiect-Nr/Project-No						Desen-Nr/Drawing-No								Rev/Rev
15-95/PEVIT						ANEXA 3								
17	18	19	20	21	22	23	30	31						
Cod Instalatie/Plant Code							Orig.Plan							

Intreprindere/Client: PETROTEL-LUKOIL

Instalatie/Plant: C.X

Scara/Scale: NTS

SIS 4-PR-02-021;022;023;024;025;026;027;060

pag/pag 3 din/from 14

Rev/Rev	Denumirea modificarii/Change description	Data/Date	Intocmit/Designer	Verificat/Checked
04				
03				
02				
01				
00	INTOCMIRE PROGRAM EXAMINARI	03.2015	Stefan A.	Ninca N.

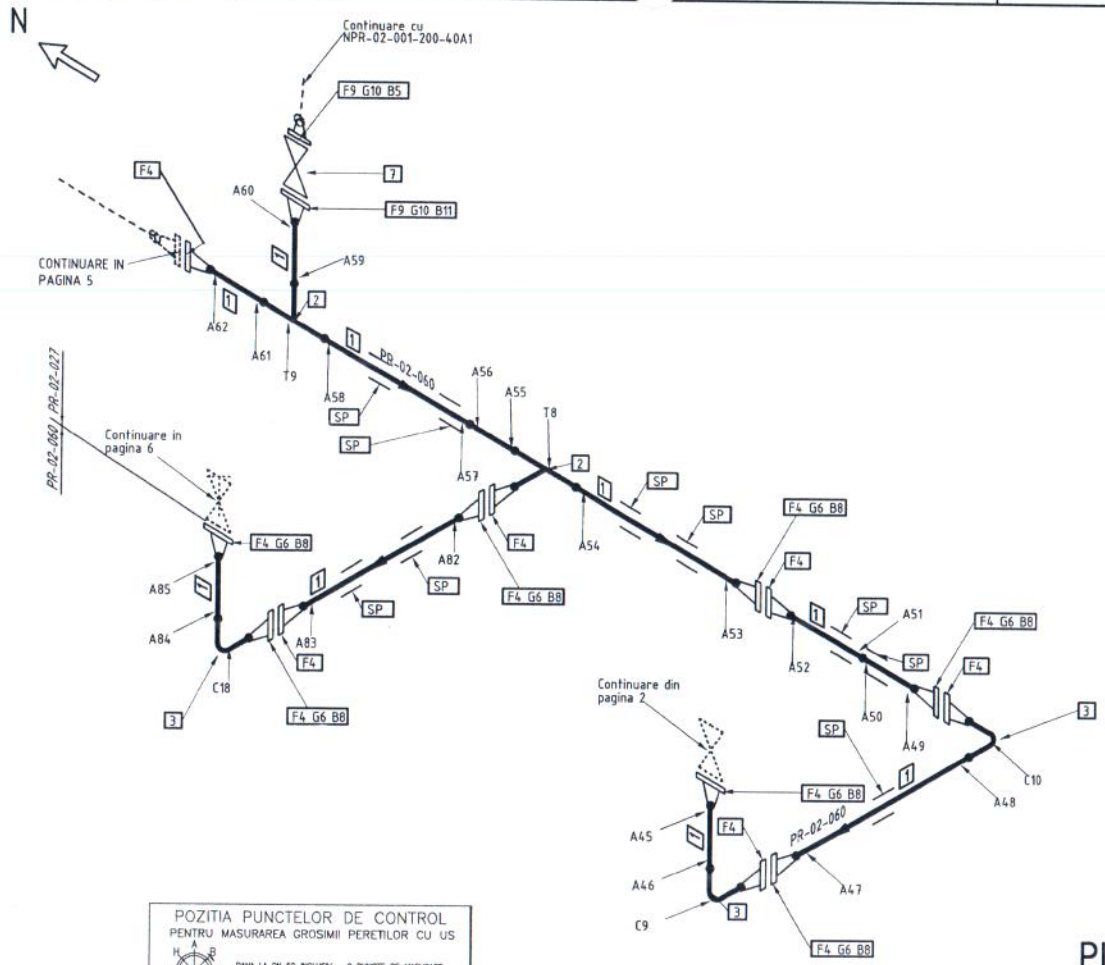

PIESE DE CONDUCTE - LISTA DE PIESE

Poz	DN	Descriere	Cantitate
1	200	Teava	32.5 M
2	200	Teu egal	2
3	200	Cot 90	3
4	200	Flansa cu gat Dn200(Ø219,1X-)/Pn110/B2	12
5	M27x150	Prezoane cu 2 piulite	24/48
6	200	Garnitura Dn200/Pn110/B2	7
7	200	RSF Dn200/PN40/B2	1
8	M33x210	Prezoane cu 2 piulite	84/168
9	200	Flansa cu gat Dn200(Ø219,1X-)/Pn40/B2	2
10	200	Garnitura Dn200/Pn40/B2	2

LEGENDA:

-limita sistem

-conducta existenta supusa examninarii

-conducta existenta in afara sistemului

Configuratia, componenta si dimensiunile vor fi verificate inainte de examinare.

POZITIA PUNCTELOR DE CONTROL
PENTRU MASURAREA GROSIMII PERETILOR CU US

PANA LA DN 50 INCLUSIV = 2 PUNCTE DE MASURARE
PANA LA DN 300 INCLUSIV = 4 PUNCTE DE MASURARE
PESTE DN 300 = 8 PUNCTE DE MASURARE

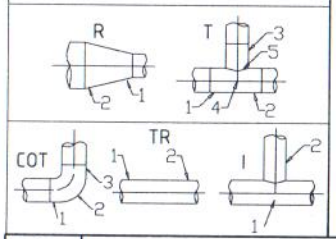

PLAN MASURATORI GROSIMI

Temp. min lucru/Min op. temp.(°C): 15		Insotitori (nr./DN)/Tracing (nr./ND): 2x25			
Mediu/Medium: Reziduu		Pres. max lucru/Max. op. pressure(bar): 15		Temp. max lucru/Max op. temp.(°C): 495	
Grupa fluid/Fluid Group: 1		Categorie/Category: II		Modul/Module: –	
Material/Material: A 335 GRAD P5		% control nedistructiv/Nondistructiv test: 25%-RT/UTs 25%-PT/MT		Mediu proba/Test medium: Apa	
Izolatie/Insulation (type/thick.): DA/S=100mm		Test elasticitate/Elasticity Test: –		Presiune proba/Test pressure(bar): –	
Protectia coroziune/Corosion Protection: NA		Organ receptie finala/Final reception: –		Diagrama PØd/PØdD No.: –	
Tratament termic/Heat Treatment: NA		Presiune proiectare/Design pressure(bar): 15		Temp. de proiectare/Design temp.(°C):495	
Clasa conducte/Pipe Class: –		de la /from: H1		la /to: R1,a,b,c,d	

TÜV AUSTRIA ROMANIA

S.C. PETROTEL-LUKOIL S.A. Ploiesti
Str. Mihai Bravu, nr.235
judet Prahova

LUKOIL OILCOMPANY

1	2	3	4	5	6	7	8	9	10	11	12	13	14

Proiect-Nr/Project-No: 15-95/PEVIT
Desen-Nr/Drawing-No: ANEXA 3
Rev/Rev

17	18	19	20	21	22	23	30	31

Cod Instalatie/Plant Code
Orig.Plan

Intreprindere/Client: PETROTEL-LUKOIL

Instalatie/Plant: C.X

Scara/Scale: NTS

Rev/Rev	Denumirea modificarii/Change description	Data/Date	Intocmit/Designer	Verificat/Checked
04				
03				
02				
01				
00	INTOCMIRE PROGRAM EXAMINARI	03.2015	Stefan A.	Ninca N.

SIS 4-PR-02-021;022;023;024;025;026;027;060

N

PIESE DE CONDUCTE - LISTA DE PIESE

Poz	DN	Descriere	Cantitate
1	200	Teava	14.7 M
2	20	Teava	0.1 M
3	200X20	Sockolet	1
4	200	Cot 90	5
5	200	Flansa cu gat Dn200(Ø219,1x-)/Pn25/B2	2
6	200	RSF Dn200/PN25/B2	1
7	200	Garnitura Dn200/Pn25/B2	2
8	M27x150	Prezoane cu 2 piulite	24/48
9	20	Capac filetat	1

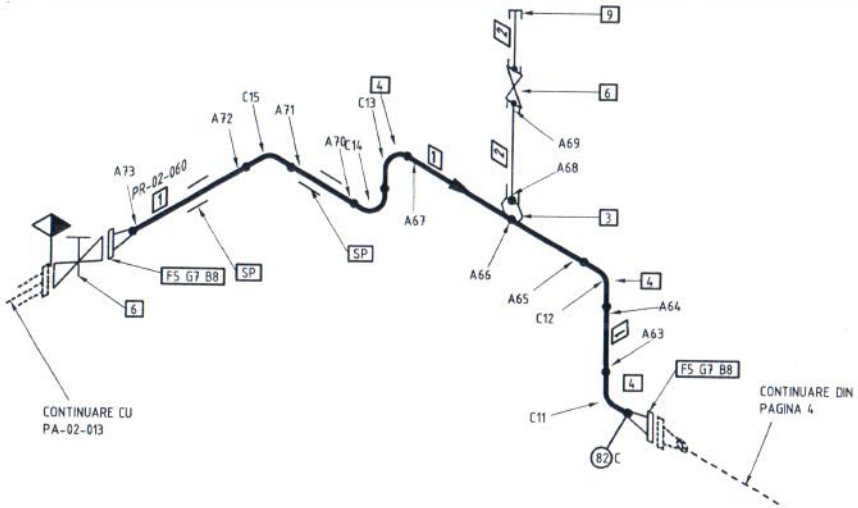

LEGENDA:

–limita sistem

–conducta existenta supusa examninarii

–conducta existenta in afara sistemului

Configuratia, componenta si dimensiunile vor fi verificate inainte de examinare.

POZITIA PUNCTELOR DE CONTROL
PENTRU MASURAREA GROSIMII PERETILOR CU US

PANA LA DN 50 INCLUSIV = 2 PUNCTE DE MASURARE
PANA LA DN 300 INCLUSIV = 4 PUNCTE DE MASURARE
PESTE DN 300 = 8 PUNCTE DE MASURARE

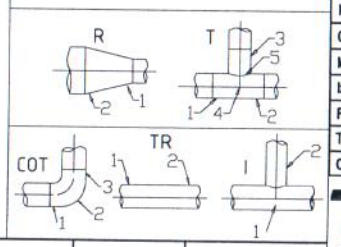

PLAN MASURATORI GROSIMI

Temp. min lucru/Min op. temp.(°C): 15	Insotitori (nr./DN)/Tracing (nr./ND): 2x25		
Mediu/Medium: Reziduu	Pres. max lucru/Max. op. pressure(bar): 15	Temp. max lucru/Max op. temp.(°C): 495	
Grupa fluid/Fluid Group: 1	Categorie/Category: II	Modul/Module: –	
Material/Material: A 335 GRAD P5	% control nedistructiv/Nondistructiv test: 25%-RT/UTs 25%-PT/MT	Mediu proba/Test medium: Apa	
Izolatie/Insulation (type/thick.): DA/S=100mm	Test elasticitate/Elasticity Test: –	Presiune proba/Test pressure(bar): –	
Protectia coroziune/Corosion Protection: NA	Organ receptie finala/Final reception: –	Diagrama P&I/P&ID No.: –	
Tratament termic/Heat Treatment: NA	Presiune proiectare/Design pressure(bar): 15	Temp. de proiectare/Design temp.(°C):495	
Clasa conducte/Pipe Class: –	de la /from: H1	la /to: R1,a,b,c,d	

TÜV AUSTRIA ROMANIA

S.C. PETROTEL-LUKOIL S.A. Ploiesti
Str. Mihai Bravu, nr.235
judet Prahova

LUKOIL OIL COMPANY

1	2	3	4	5	6	7	8	9	10	11	12	13	14	
Proiect-Nr/Project-No						Desen-Nr/Drawing-No								Rev/Rev
15-95/PEVIT						ANEXA 3								
17	18	19	20	21	22	23	30	31						
Cod Instalatie/Plant Code							Orig.Plan							

Intreprindere/Client: PETROTEL-LUKOIL

Instalatie/Plant: C.X

Scara/Scale: NTS

SIS 4-PR-02-021;022;023;024;025;026;027;060

Rev/Rev	Denumirea modificarii/Change description	Data/Date	Intocmit/Designer	Verificat/Checked
04				
03				
02				
01				
00	INTOCMIRE PROGRAM EXAMINARI	03.2015	Stefan A.	Ninca N.

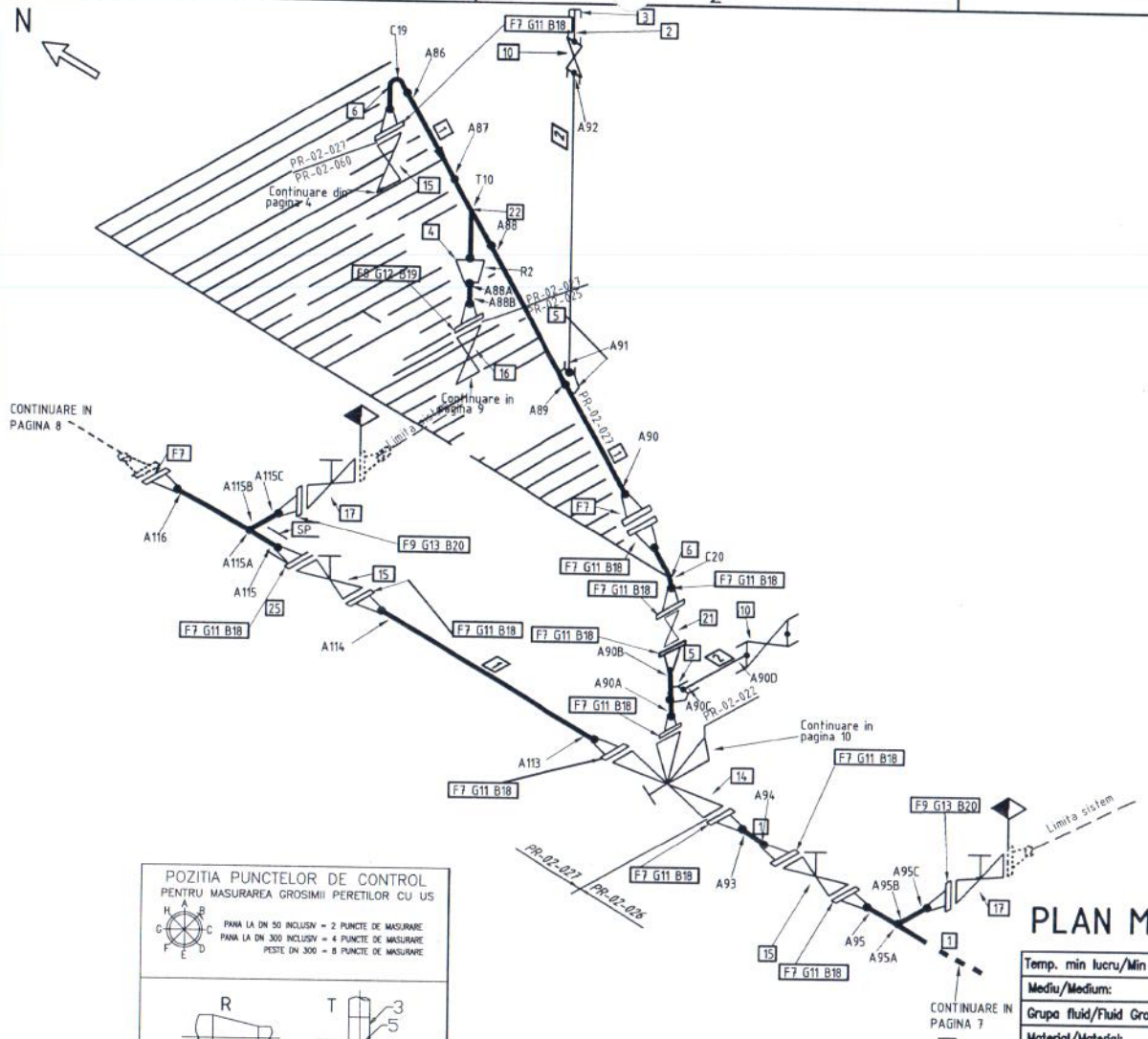

PIESE DE CONDUCTE - LISTA DE PIESE

Poz	DN	Descriere	Cantitate
1	200	Teava	9.5 M
2	20	Teava	0.2 M
3	20	Capac filetat	1
4	200X150	Reductie concentrica	1
5	200X20	Sockolet	1
6	200	Cot 90	2
7	200	Flansa cu gat Dn200(Ø219.1x-)/Pn110/B2	14
8	150	Flansa cu gat Dn150(Ø168.3x-)/Pn110/B2	1
9	80	Flansa cu gat Dn80(Ø88.9x-)/Pn110/B2	2
10	20	RSMS Dn20/Pn160	1
11	200	Garnitura Dn200/Pn110/B2	12
12	150	Garnitura Dn150/Pn110/B2	1
13	80	Garnitura Dn80/Pn110/B2	2
14	200	Robinet 4 cai Dn200/Pn110/B2	1
15	200	RSF Dn200/PN25/B2	3
16	150	RSF Dn150/PN25/B2	1
17	80	RSF Dn80/PN25/B2	2
18	M33x210	Prezoane cu 2 piulite	144/288
19	M24x130	Prezoane cu 2 piulite	8/16
20	M16x100	Prezoane cu 2 piulite	16/32
21	200	RSF Dn200/600#/B2	3
22	200	Teu egal	1
23	80	Teava	0.2 M
24	80X25	Sockolet	1

LEGENDA:

–limita sistem

–conducta existenta supusa examninarii

–conducta existenta in afara sistemului

Configuratia, componenta si dimensiunile vor fi verificate inainte de examinare.

POZITIA PUNCTELOR DE CONTROL
PENTRU MASURAREA GROSIMII PERETILOR CU US

PANA LA DN 50 INCLUSIV = 2 PUNCTE DE MASURARE
PANA LA DN 300 INCLUSIV = 4 PUNCTE DE MASURARE
PESTE DN 300 = 8 PUNCTE DE MASURARE

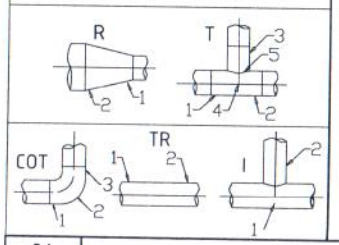

PLAN MASURATORI GROSIMI

Temp. min lucru/Min op. temp.(°C): 15	Insotitori (nr./DN)/Trocing (nr./ND): 2x25		
Mediu/Medium: Reziduu	Pres. max lucru/Max. op. pressure(bar): 15	Temp. max lucru/Max op. temp.(°C): 495	
Grupa fluid/Fluid Group: 1	Categorie/Category: II	Modul/Module: –	
Material/Material: A 335 GRAD P5	% control nedistructiv/Nondistructiv test: 25%-RT/UT; 25%-PT/MT	Mediu proba/Test medium: Apa	
Izolatie/Insulation (type/thick.): DA/S=100mm	Test elasticitate/Elasticity Test: –	Presiune proba/Test pressure(bar): –	
Protectia coroziune/Corosion Protection: NA	Organ receptie finala/Final reception: –	Diagrama PØd/PØdD No.: –	
Tratament termic/Heat Treatment: NA	Presiune proiectare/Design pressure(bar): 15	Temp. de proiectare/Design temp.(°C):495	
Clasa conducte/Pipe Class: –	de la /from: H1	la /to: R1,a,b,c,d	

TÜV AUSTRIA ROMANIA

S.C. PETROTEL-LUKOIL S.A. Ploiesti
Str. Mihai Bravu, nr.235
Judet Prahova

LUKOIL OIL COMPANY

1	2	3	4	5	6	7	8	9	10	11	12	13	14	
Proiect-Nr/Project-No						Desen-Nr/Drawing-No								Rev/Rev
15-95/PEVIT						ANEXA 3								
17	18	19	20	21	22	23	30	31						
Cod Instalatie/Plant Code							Orig.Plan							

Intreprindere/Client: PETROTEL-LUKOIL

Instalatie/Plant: C.X

Scara/Scale: NTS

SIS 4-PR-02-021;022;023;024;025;026;027;060

pag/pag 6 din/from 14

Rev/Rev	Denumirea modificarii/Change description	Data/Date	Intocmit/Designer	Verificat/Checked
04				
03				
02				
01				
00	INTOCMIRE PROGRAM EXAMINARI	03.2015	Stefan A.	Ninca N.

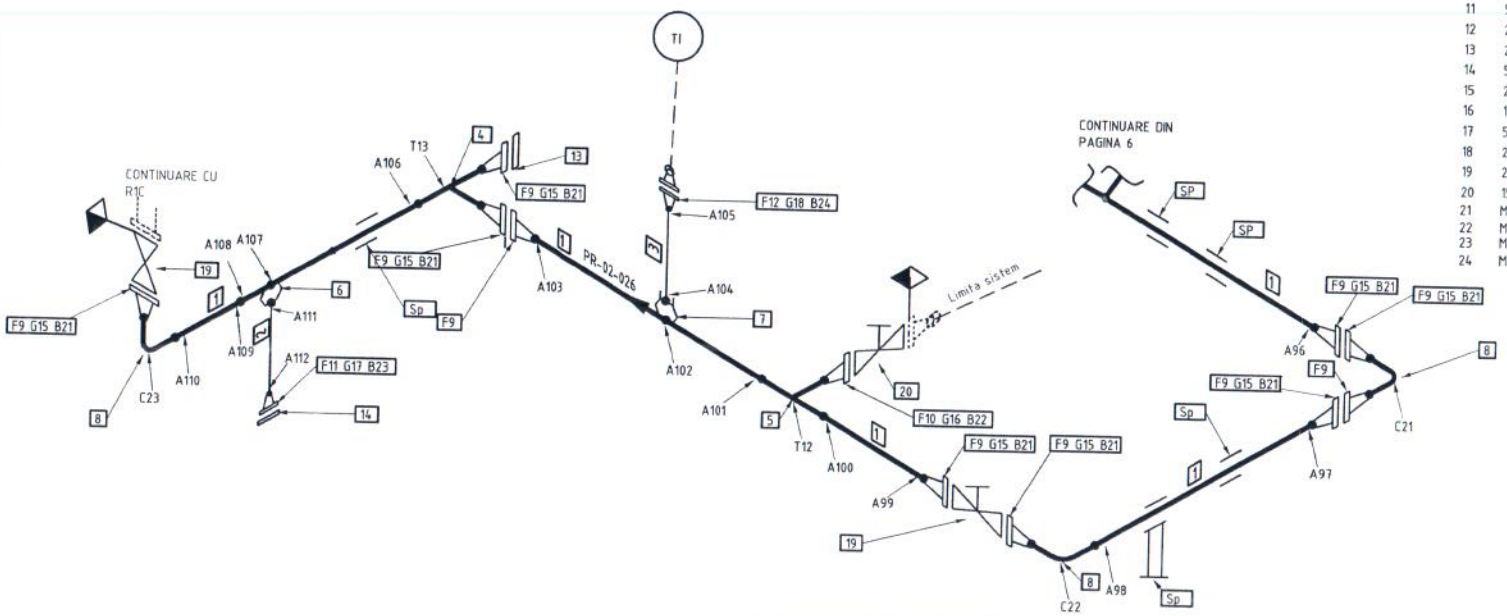

PIESE DE CONDUCTE - LISTA DE PIESE

Poz	DN	Descriere	Cantitate
1	200	Teava	9.5M
2	50	Teava	0.1 M
3	25	Teava	0.1 M
4	200	Teu egal	1
5	200X150	Teu redus	1
6	200X50	Weldolet	1
7	200X25	Sockolet	1
8	200	Cot 90	3
9	200	Flansa cu gat Dn200(Ø219.1x-)/Pn110/B2	9
10	150	Flansa cu gat Dn150(Ø168.3x-)/Pn110/B2	2
11	50	Flansa cu gat Dn50(Ø60.3x-)/Pn110/B2	1
12	25	Flansa cu gat Dn25(Ø33.7x-)/Pn110/B2	1
13	200	Flansa oarba Dn200(Ø219.x-)/PN110/B2	1
14	50	Flansa oarba Dn50(Ø60.3x-)/PN110/B2	1
15	200	Garnitura Dn200/Pn110/B2	7
16	150	Garnitura Dn150/Pn110/B2	1
17	50	Garnitura Dn50/Pn110/B2	1
18	25	Garnitura Dn25/Pn110/B2	1
19	200	RSF Dn/PN110/B2	2
20	150	RSF Dn/PN110/B2	1
21	M24x140	Prezoane cu 2 piulite	108/216
22	M24x130	Prezoane cu 2 piulite	16/32
23	M16x90	Prezoane cu 2 piulite	4/8
24	M12x80	Prezoane cu 2 piulite	4/8

LEGENDA:

-limita sistem

-conducta existenta supusa examninarii

-conducta existenta in afara sistemului

Configuratia, componenta si dimensiunile vor fi verificate inainte de examinare.

POZITIA PUNCTELOR DE CONTROL
PENTRU MASURAREA GROSIMII PERETILOR CU US

PANA LA DN 50 INCLUSIV = 2 PUNCTE DE MASURARE
PANA LA DN 300 INCLUSIV = 4 PUNCTE DE MASURARE
PESTE DN 300 = 8 PUNCTE DE MASURARE

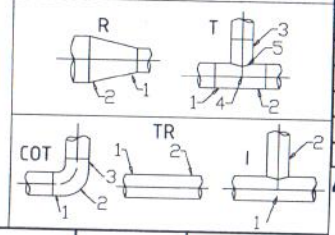

PLAN MASURATORI GROSIMI

Temp. min lucru/Min op. temp.(°C): 15	Insotitori (nr./DN)/Tracing (nr./ND): 2x25		
Mediu/Medium: Reziduu	Pres. max lucru/Max. op. pressure(bar): 15	Temp. max lucru/Max op. temp.(°C): 495	
Grupa fluid/Fluid Group: 1	Categorie/Category: II	Modul/Module: –	
Material/Material: A 335 GRAD P5	% control nedistructiv/Nondistructiv test: 25%-RT/UTs 25%-PT/MT	Mediu proba/Test medium: Apa	
Izolatie/Insulation (type/thick.): DA/S=100mm	Test elasticitate/Elasticity Test: –	Presiune proba/Test pressure(bar): –	
Protectia coroziune/Corosion Protection: NA	Organ receptie finala/Final reception: –	Diagrama P&I/P&ID No.: –	
Tratament termic/Heat Treatment: NA	Presiune proiectare/Design pressure(bar): 15	Temp. de proiectare/Design temp.(°C):495	
Clasa conducte/Pipe Class: –	de la /from: H1	la /to: R1,a,b,c,d	

TÜV AUSTRIA ROMANIA

S.C. PETROTEL-LUKOIL S.A. Ploiesti
Str. Mihai Bravu, nr.235 judet Prahova

LUKOIL OILCOMPANY

1	2	3	4	5	6	7	8	9	10	11	12	13	14
Proiect-Nr/Project-No						Desen-Nr/Drawing-No							Rev/Rev
15-95/PEVIT						ANEXA 3							
17	18	19	20	21	22	23	30	31					
Cod Instalatie/Plant Code							Orig.Plan						

Intreprindere/Client: PETROTEL-LUKOIL

Instalatie/Plant: C.X

Scara/Scale: NTS

Rev/Rev	Denumirea modificarii/Change description	Data/Date	Intocmit/Designer	Verificat/Checked
04				
03				
02				
01				
00	INTOCMIRE PROGRAM EXAMINARI	03.2015	Stefan A.	Ninca N.

SIS 4-PR-02-021;022;023;024;025;026;027;060

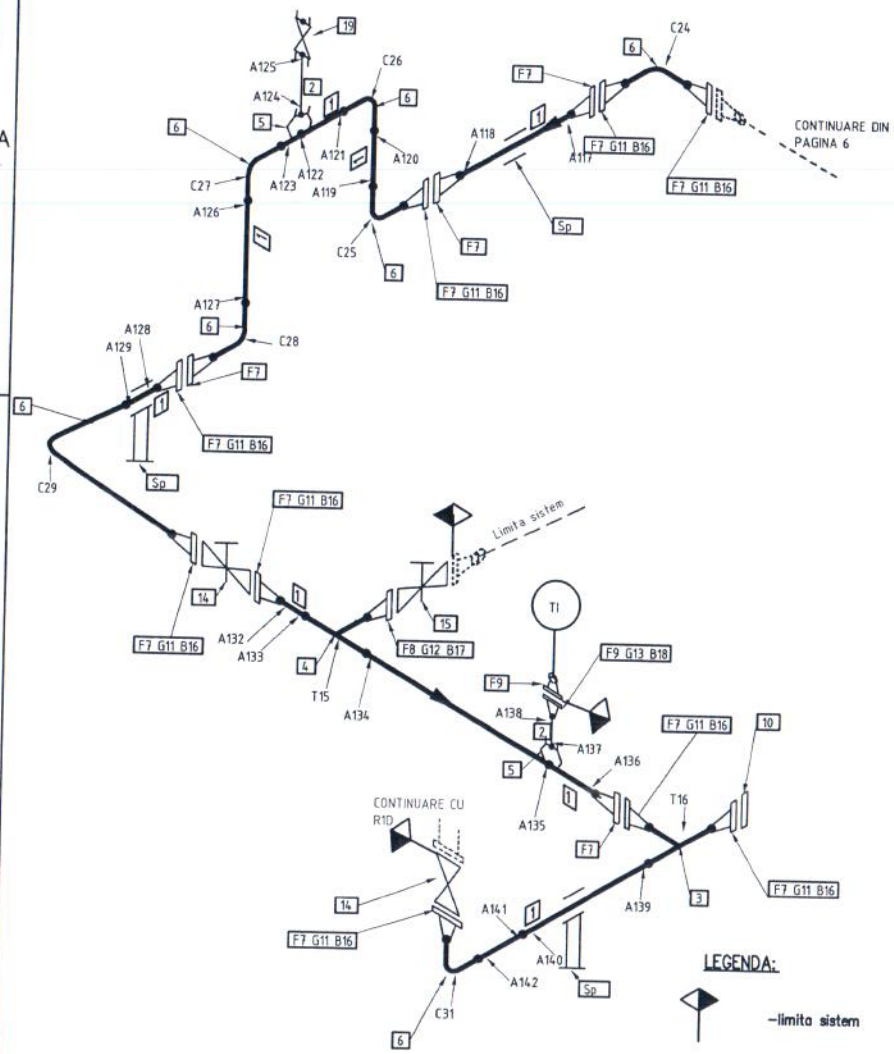

PIESE DE CONDUCTE - LISTA DE PIESE

Poz	DN	Descriere	Cantitate
1	200	Teava	10.0 M
2	25	Teava	0.2 M
3	200	Teu egal	1
4	200X150	Teu redus	1
5	200X25	Sockolet	1
6	200	Cot 90	10
7	200	Flansa cu gat Dn200(Ø219.1x-)/Pn110/B2	11
8	150	Flansa cu gat Dn150(Ø168.3x-)/Pn110/B2	1
9	25	Flansa cu gat Dn25(Ø33.7x-)/Pn110/B2	2
10	200	Flansa oarba Dn200(Ø219.1x-)/PN110/B2	1
11	200	Garnitura Dn200/Pn110/B2	9
12	150	Garnitura Dn150/Pn110/B2	1
13	25	Garnitura Dn25/Pn110/B2	1
14	200	RSF Dn200/600#/B2	2
15	150	RSF Dn150/600#/B2	1
16	M24x140	Prezoane cu 2 piulite	96/192
17	M24x130	Prezoane cu 2 piulite	8/16
18	M12x80	Prezoane cu 2 piulite	4/8
19	25	RSMS Dn25/PN160/B2	1

POZITIA PUNCTELOR DE CONTROL
PENTRU MASURAREA GROSIMII PERETILOR CU US

PANA LA DN 50 INCLUSIV = 2 PUNCTE DE MASURARE
PANA LA DN 300 INCLUSIV = 4 PUNCTE DE MASURARE
PESTE DN 300 = 8 PUNCTE DE MASURARE

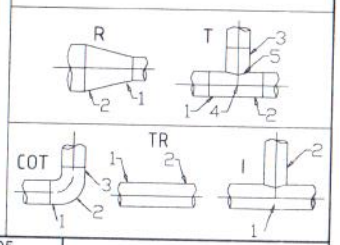

PLAN MASURATORI GROSIMI

Temp. min lucru/Min op. temp.(°C): 15	Insotitori (nr./DN)/Tracing (nr./ND): 2x25	
Mediu/Medium: Reziduu	Pres. max lucru/Max. op. pressure(bar): 15	Temp. max lucru/Max op. temp.(°C): 495
Grupa fluid/Fluid Group: 1	Categorie/Category: II	Modul/Module: –
Material/Material: A 335 GRAD P5	% control nedistructiv/Nondistructiv test: 25%-RT/UTs 25%-PT/MT	Mediu proba/Test medium: Apa
Izolatie/Insulation (type/thick.): DA/S=100mm	Test elasticitate/Elasticity Test: –	Presiune proba/Test pressure(bar): –
Protectia coroziune/Corosion Protection: NA	Organ receptie finala/Final reception: –	Diagrama P&t/P&tD No.: –
Tratament termic/Heat Treatment: NA	Presiune proiectare/Design pressure(bar): 15	Temp. de proiectare/Design temp.(°C):495
Clasa conducte/Pipe Class: –	de la /from: H1	la /to: R1,a,b,c,d

TÜV AUSTRIA ROMANIA

S.C. PETROTEL-LUKOIL S.A. Ploiesti
Str. Mihai Bravu, nr.235
judet Prahova

LUKOIL OIL COMPANY

1	2	3	4	5	6	7	8	9	10	11	12	13	14	
Proiect-Nr/Project-No						Desen-Nr/Drawing-No								Rev/Rev
15-95/PEVIT						ANEXA 3								
17	18	19	20	21	22	23	30	31						
Cod Instalatie/Plant Code						Orig.Plan								

Intreprindere/Client: PETROTEL-LUKOIL

Instalatie/Plant: C.X

Scara/Scale: NTS

SIS 4-PR-02-021;022;023;024;025;026;027;060

pag/pag 8 din/from 14

LEGENDA:

–limita sistem

–conducta existenta supusa examninarii

–conducta existenta in afara sistemului

Configuratia, componenta si dimensiunile vor fi verificate inainte de examinare.

Rev/Rev	Denumirea modificarii/Change description	Data/Date	Intocmit/Designer	Verificat/Checked
04				
03				
02				
01				
00	INTOCMIRE PROGRAM EXAMINARI	03.2015	Stefan A.	Ninca N.

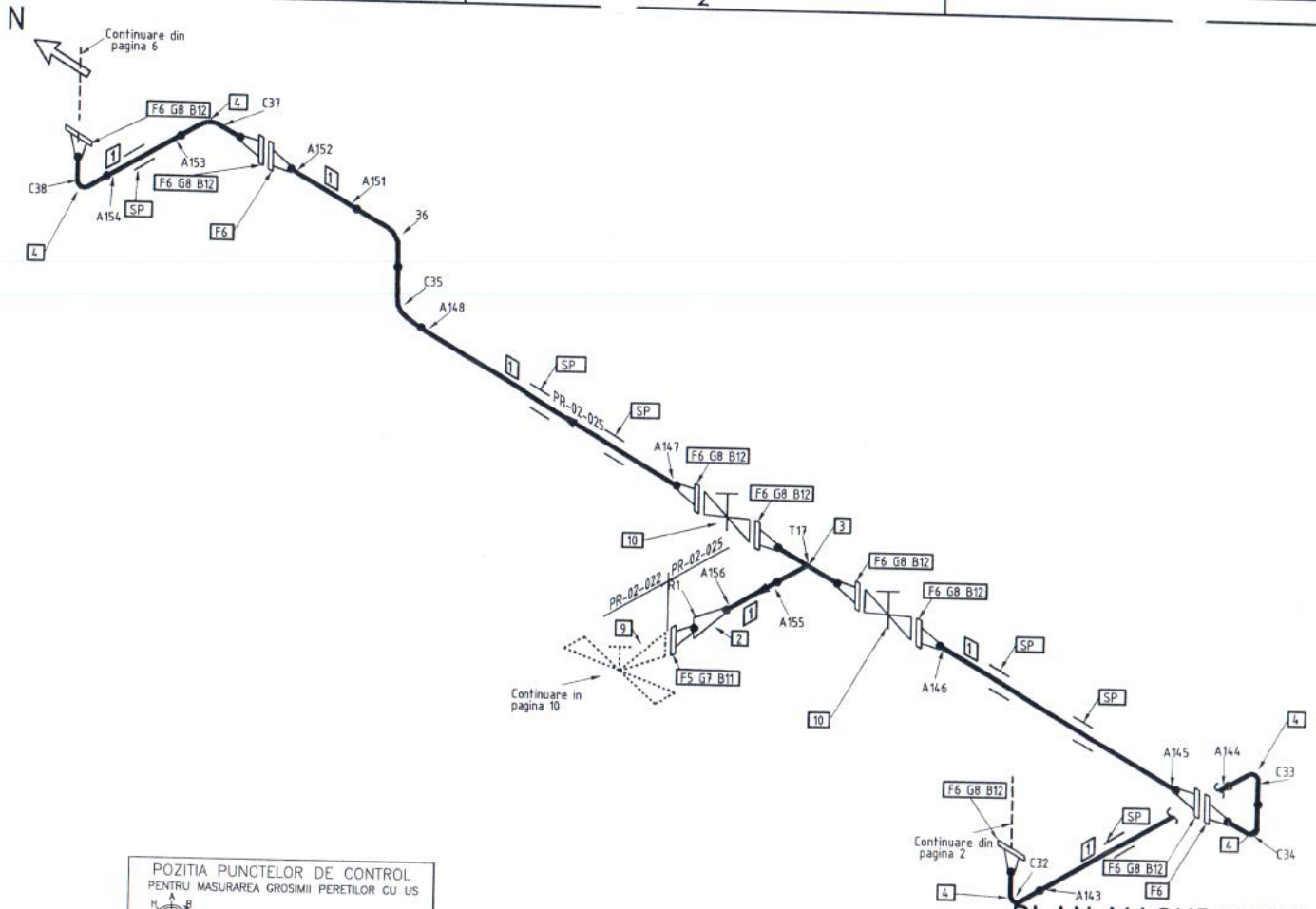

PIESE DE CONDUCTE - LISTA DE PIESE

Poz	DN	Descriere	Cantitate
1	150	Teava	19.7 M
2	250X150	Reductie concentrica	1
3	150	Teu egal	1
4	150	Cot 90	7
5	250	Flansa cu gat Dn250(Ø273x–)/Pn110/B2	1
6	150	Flansa cu gat Dn150(Ø168,3x–)/Pn110/B2	10
7	250	Garnitura Dn250/Pn110/B2	1
8	150	Garnitura Dn150/Pn110/B2	8
9	250	Robinet cu 3 cai Dn250/Pn110/B2	1
10	150	RSF Dn150/600#/B2	2
11	M30x170	Prezoane cu 2 piulite	12/24
12	M24x130	Prezoane cu 2 piulite	64/128

LEGENDA:

–limita sistem

–conducta existenta supusa examninarii

–conducta existenta in afara sistemului

Configuratia, componenta si dimensiunile vor fi verificate inainte de examinare.

POZITIA PUNCTELOR DE CONTROL
PENTRU MASURAREA GROSIMII PERETILOR CU US

PANA LA DN 50 INCLUSIV = 2 PUNCTE DE MASURARE
PANA LA DN 300 INCLUSIV = 4 PUNCTE DE MASURARE
PESTE DN 300 = 8 PUNCTE DE MASURARE

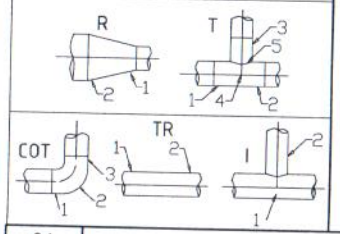

PLAN MASURATORI GROSIMI

Temp. min lucru/Min op. temp.(°C): 15	Insotitori (nr./DN)/Tracing (nr./ND): 2x25		
Mediu/Medium: Reziduu	Pres. max lucru/Max. op. pressure(bar): 15	Temp. max lucru/Max op. temp.(°C): 495	
Grupa fluid/Fluid Group: 1	Categorie/Category: II	Modul/Module: –	
Material/Material: A 335 GRAD P5	% control nedistructiv/Nondistructiv test: 25%-RT/UT 25%-PT/MT	Mediu proba/Test medium: Apa	
Izolatie/Insulation (type/thick.): DA/S=100mm	Test elasticitate/Elasticity Test: –	Presiune proba/Test pressure(bar): –	
Protectia coroziune/Corosion Protection: NA	Organ receptie finala/Final reception: –	Diagrama P&I/P&ID No.: –	
Tratament termic/Heat Treatment: NA	Presiune proiectare/Design pressure(bar): 15	Temp. de proiectare/Design temp.(°C):495	
Clasa conducte/Pipe Class: –	de la /from: H1	la /to: R1,a,b,c,d	

TÜV AUSTRIA ROMANIA

S.C. PETROTEL-LUKOIL S.A. Ploiesti
Str. Mihai Bravu, nr.235 judet Prahova

LUKOIL OILCOMPANY

1	2	3	4	5	6	7	8	9	10	11	12	13	14	
Proiect-Nr/Project-No						Desen-Nr/Drawing-No								Rev/Rev
15-95/PEVIT						ANEXA 3								
17	18	19	20	21	22	23	30	31						
Cod Instalatie/Plant Code							Orig.Plan							

Intreprindere/Client: PETROTEL–LUKOIL

Instalatie/Plant: C.X

Scara/Scale: NTS

Rev/Rev	Denumirea modificarii/Change description	Data/Date	Intocmit/Designer	Verificat/Checked
04				
03				
02				
01				
00	INTOCMIRE PROGRAM EXAMINARI	03.2015	Stefan A.	Ninca N.

SIS 4–PR–02–021;022;023;024;025;026;027;060

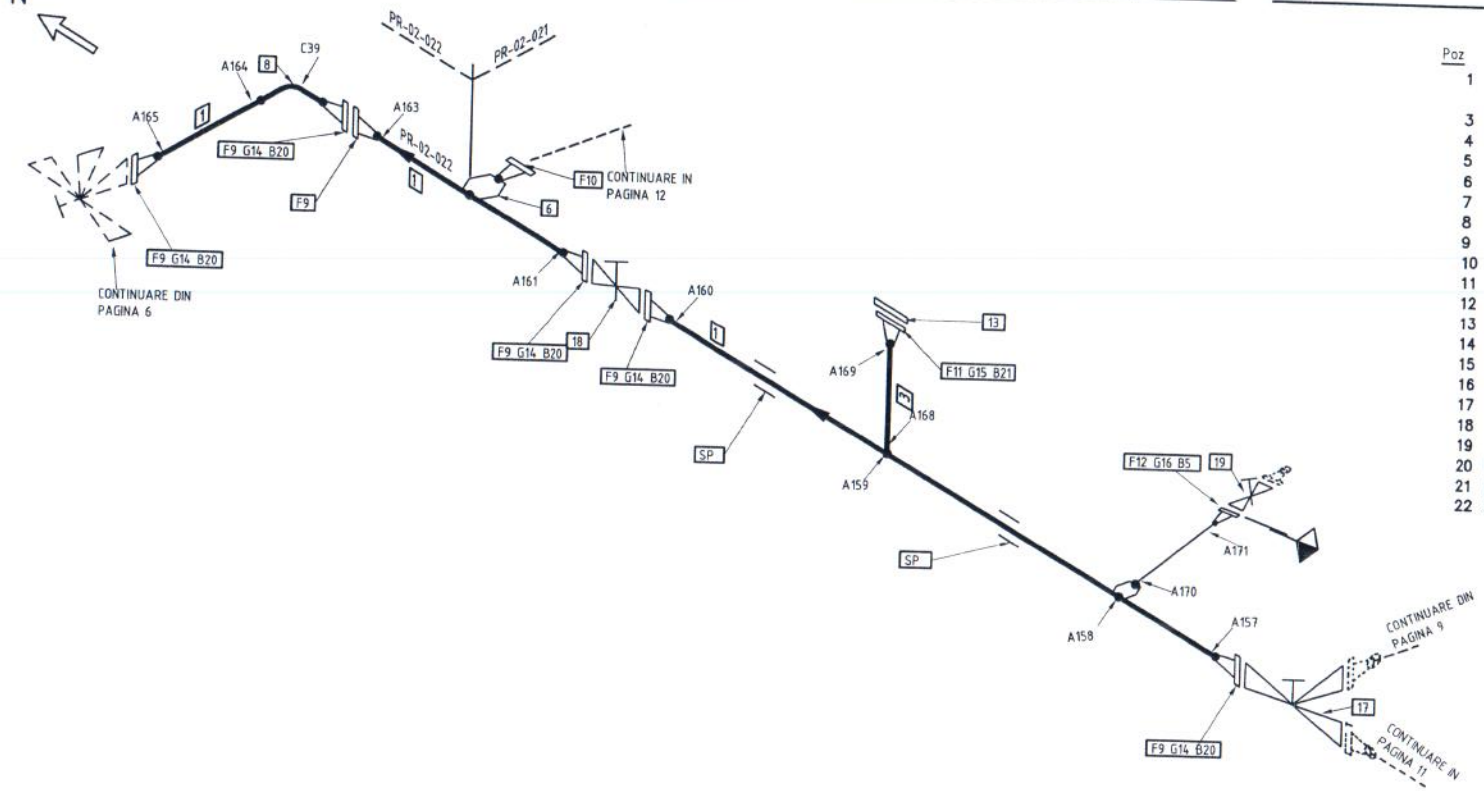

PIESE DE CONDUCTE - LISTA DE PIESE

Poz	DN	Descriere	Cantitate
1	250	Teava	6.6 M
3	100	Teava	0.3 M
4	50	Teava	0.2 M
5	M16x90	Prezoane cu 2 piulite	4/8
6	250X150	Weldolet	1
7	250X50	Weldolet	1
8	250	Cot 90	1
9	250	Flansa cu gat Dn250(Ø273x-)/Pn110/B2	6
10	150	Flansa cu gat Dn150(Ø168,3x-)/300#/B2	1
11	100	Flansa cu gat Dn100(Ø114,3x-)/Pn110/B2	1
12	50	Flansa cu gat Dn50(Ø60,3x-)/Pn110/B2	1
13	100	Flansa oarba Dn100(Ø114,3x-)/PN110/B2	1
14	250	Garnitura Dn250/Pn110/B2	5
15	100	Garnitura Dn100/Pn110/B2	1
16	50	Garnitura Dn50/Pn110/B2	1
17	250	Robinet cu 3 cai Dn250/Pn110/B2	1
18	250	RSF Dn250/600#/B2	1
19	50	RSF Dn50/600#/B2	1
20	M30x170	Prezoane cu 2 piulite	60/120
21	M20x110	Prezoane cu 2 piulite	8/16
22	250X100	Weldolet	1

LEGENDA:

-limita sistem

-conducta existenta supusa examninarii

-conducta existenta in afara sistemului

Configuratia, componenta si dimensiunile vor fi verificate inainte de examinare.

POZITIA PUNCTELOR DE CONTROL
PENTRU MASURAREA GROSIMII PERETILOR CU US

PANA LA DN 50 INCLUSIV = 2 PUNCTE DE MASURARE
PANA LA DN 300 INCLUSIV = 4 PUNCTE DE MASURARE
PESTE DN 300 = 8 PUNCTE DE MASURARE

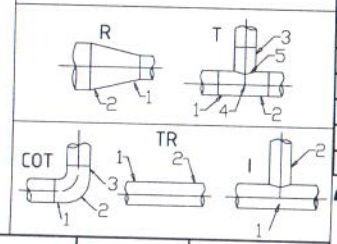

PLAN MASURATORI GROSIMI

Temp. min lucru/Min op. temp.(°C): 15	Insotitori (nr./DN)/Tracing (nr./ND): 2x25		
Mediu/Medium: Reziduu	Pres. max lucru/Max. op. pressure(bar): 15	Temp. max lucru/Max op. temp.(°C): 495	
Grupa fluid/Fluid Group: 1	Categorie/Category: II	Modul/Module: –	
Material/Material: A 335 GRAD P5	% control nedistructiv/Nondistructiv test: 25%-RT/UTs 25%-PT/MT	Mediu proba/Test medium: Apa	
Izolatie/Insulation (type/thick.): DA/S=100mm	Test elasticitate/Elasticity Test: –	Presiune proba/Test pressure(bar): –	
Protectia coroziune/Corosion Protection: NA	Organ receptie finala/Final reception: –	Diagrama P&I/P&ID No.: –	
Tratament termic/Heat Treatment: NA	Presiune proiectare/Design pressure(bar): 15	Temp. de proiectare/Design temp.(°C):495	
Clasa conducte/Pipe Class: –	de la /from: H1	la /to: R1,a,b,c,d	

TÜV AUSTRIA ROMANIA

S.C. PETROTEL-LUKOIL S.A. Ploiesti
Str. Mihai Bravu, nr.235 judet Prahova

LUKOIL OILCOMPANY

1	2	3	4	5	6	7	8	9	10	11	12	13	14	
Proiect-Nr/Project-No						Desen-Nr/Drawing-No								Rev/Rev
15-95/PEVIT						ANEXA 3								
17	18	19	20	21	22	23	30	31						
Cod Instalatie/Plant Code						Orig.Plan								

Intreprindere/Client: PETROTEL-LUKOIL

Instalatie/Plant: C.X

Scara/Scale: NTS

SIS 4-PR-02-021;022;023;024;025;026;027;060

pag/pag 10 din/from 14

Rev/Rev	Denumirea modificarii/Change description	Data/Date	Intocmit/Designer	Verificat/Checked
04				
03				
02				
01				
00	INTOCMIRE PROGRAM EXAMINARI	03.2015	Stefan A.	Ninca N.

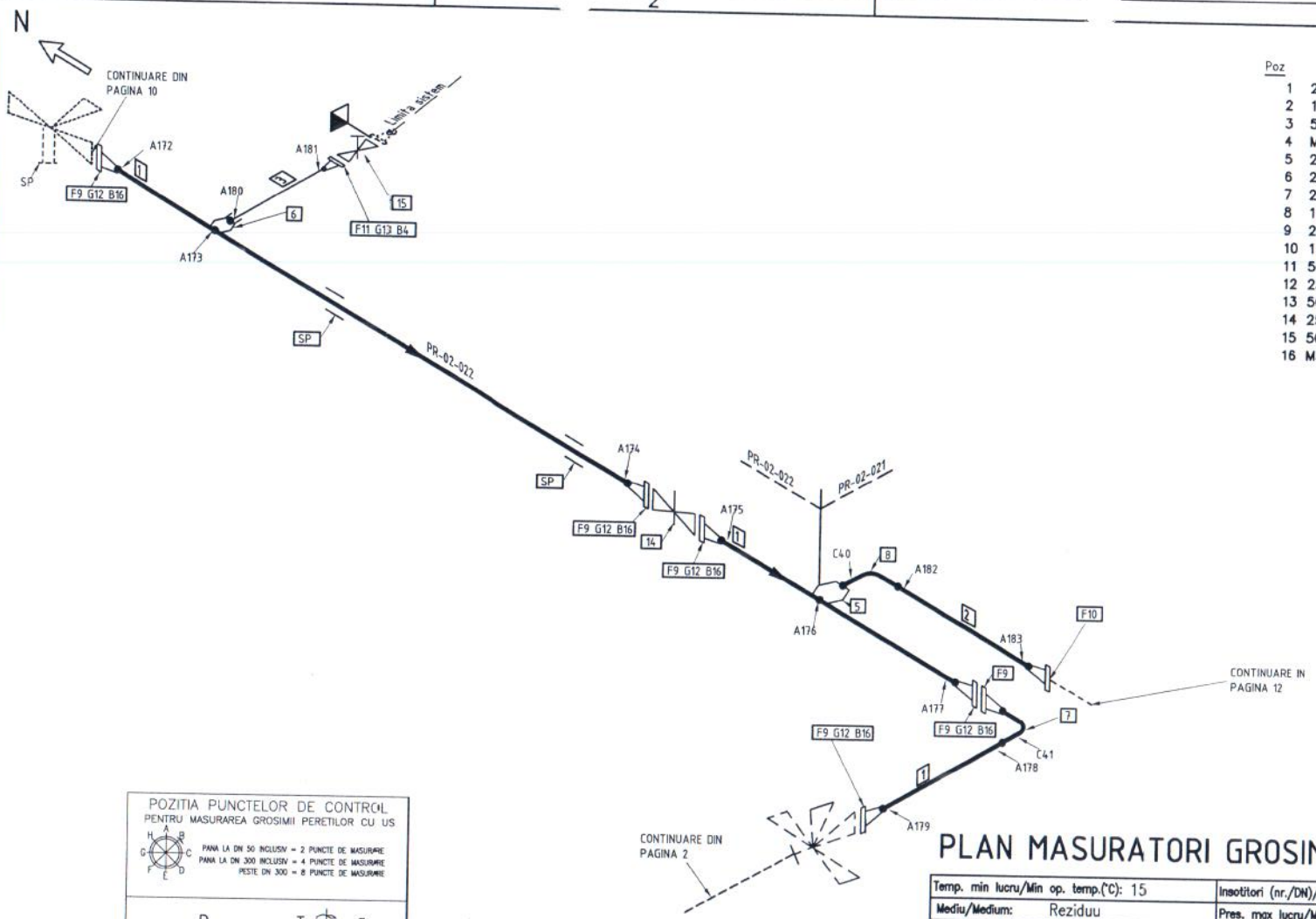

PIESE DE CONDUCTE - LISTA DE PIESE

Poz	DN	Descriere	Cantitate
1	250	Teava	6.2 M
2	150	Teava	0.6 M
3	50	Teava	0.2 M
4	M16x90	Prezoane cu 2 piulite	4/8
5	250X150	Weldolet	1
6	250X50	Weldolet	1
7	250	Cot 90	1
8	150	Cot 90	1
9	250	Flansa cu gat Dn250(Ø273x-)/Pn110/B2	6
10	150	Flansa cu gat Dn150(Ø168,3x-)/Pn110/B2	1
11	50	Flansa cu gat Dn50(Ø60,3)/Pn110/B2	1
12	250	Garnitura Dn250/Pn110/B2	5
13	50	Garnitura Dn50/Pn110/B2	1
14	250	RSF Dn250/600#/B2	1
15	50	RSF Dn50/600#/B2	1
16	M30x170	Prezoane cu 2 piulite	60/120

LEGENDA:

-limita sistem

-conducta existenta supusa examninarii

-conducta existenta in afara sistemului

Configuratia, componenta si dimensiunile vor fi verificate inainte de examinare.

POZITIA PUNCTELOR DE CONTROL
PENTRU MASURAREA GROSIMII PERETILOR CU US

PANA LA DN 50 INCLUSIV = 2 PUNCTE DE MASURARE
PANA LA DN 300 INCLUSIV = 4 PUNCTE DE MASURARE
PESTE DN 300 = 8 PUNCTE DE MASURARE

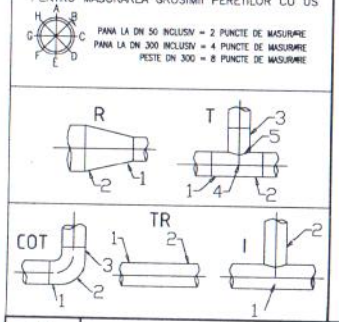

PLAN MASURATORI GROSIMI

Temp. min lucru/Min op. temp.(°C): 15	Insotitori (nr./DN)/Tracing (nr./ND): 2x25		
Mediu/Medium: Reziduu	Pres. max lucru/Max. op. pressure(bar): 15		Temp. max lucru/Max op. temp.(°C): 495
Grupa fluid/Fluid Group: 1	Categorie/Category: II		Modul/Module: –
Material/Material: A 335 GRAD P5	% control nedistructiv/Nondistructiv test: 25%-RT/UTs 25%-PT/MT		Mediu proba/Test medium: Apa
Izolatie/insulation (type/thick.): DA/S=100mm	Test elasticitate/Elasticity Test: –		Presiune proba/Test pressure(bar): –
Protectia coroziune/Corosion Protection: NA	Organ receptie finala/Final reception: –		Diagrama P&I/P&ID No.: –
Tratament termic/Heat Treatment: NA	Presiune proiectare/Design pressure(bar): 15		Temp. de proiectare/Design temp.(°C):495
Clasa conducte/Pipe Class: –	de la /from: H1		la /to: R1,a,b,c,d

TÜV AUSTRIA ROMANIA

S.C. PETROTEL-LUKOIL S.A. Ploiesti
Str. Mihai Bravu, nr.235
judet Prahova

LUKOIL OIL COMPANY

1	2	3	4	5	6	7	8	9	10	11	12	13	14	
Proiect-Nr/Project-No					Desen-Nr/Drawing-No									Rev/Rev
15-95/PEVIT					ANEXA 3									
17	18	19	20	21	22	23	30	31						
Cod Instalatie/Plant Code							Orig.Plan							

Intreprindere/Client: PETROTEL-LUKOIL

Instalatie/Plant: C.X

Scara/Scale: NTS

SIS 4-PR-02-021;022;023;024;025;026;027;060

pag/pag 11 din/from 14

Rev/Rev	Denumirea modificarii/Change description	Data/Date	Intocmit/Designer	Verificat/Checked
04				
03				
02				
01				
00	INTOCMIRE PROGRAM EXAMINARI	03.2015	Stefan A.	Ninca N.

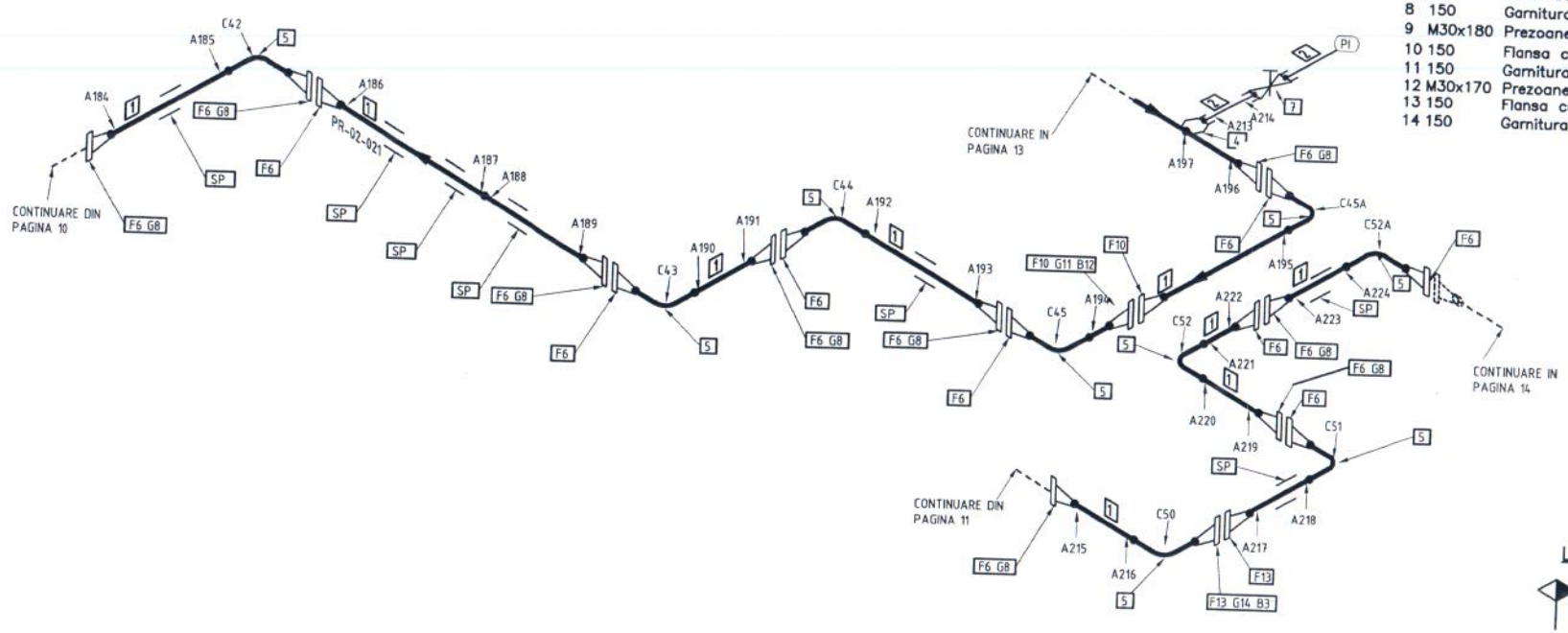

PIESE DE CONDUCTE - LISTA DE PIESE

Poz	DN	Descriere	Cantitate
1	150	Teava	26.2 M
2	25	Teava	0.2 M
3	M30x170	Prezoane cu 2 piulite	8/16
4	150X20	Sockolet	1
5	150	Cot 90	7
6	150	Flansa cu gat Dn150(Ø168,3x-)/300#/B2	17
7	20	RSMS Dn20/Pn160	1
8	150	Garnitura Dn150/300#/B2	9
9	M30x180	Prezoane cu 2 piulite	84/168
10	150	Flansa cu gat Dn150(Ø168,3x-)/Pn64/B2	2
11	150	Garnitura Dn150/Pn64/B2	1
12	M30x170	Prezoane cu 2 piulite	8/16
13	150	Flansa cu gat Dn150(Ø168,3x-)/900#/B2	2
14	150	Garnitura Dn150/900#/B2	1

LEGENDA:

-limita sistem

-conducta existenta supusa examninarii

-conducta existenta in afara sistemului

Configuratia, componenta si dimensiunile vor fi verificate inainte de examinare.

POZITIA PUNCTELOR DE CONTROL
PENTRU MASURAREA GROSIMII PERETILOR CU US

PANA LA DN 50 INCLUSIV = 2 PUNCTE DE MASURARE
PANA LA DN 300 INCLUSIV = 4 PUNCTE DE MASURARE
PESTE DN 300 = 8 PUNCTE DE MASURARE

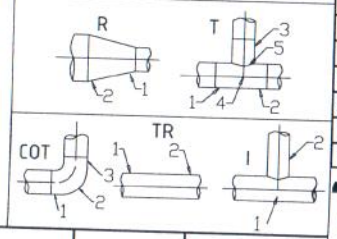

PLAN MASURATORI GROSIMI

Temp. min lucru/Min op. temp.(°C): 15	Insotitori (nr./DN)/Tracing (nr./ND): 2x25		
Mediu/Medium: Reziduu	Pres. max lucru/Max. op. pressure(bar): 15	Temp. max lucru/Max op. temp.(°C): 495	
Grupa fluid/Fluid Group: 1	Categorie/Category: II	Modul/Module: –	
Material/Material: A 335 GRAD P5	% control nedistructiv/Nondistructiv test: 25%-RT/UTs 25%-PT/MT	Mediu proba/Test medium: Apa	
Izolatie/Insulation (type/thick.): DA/S=100mm	Test elasticitate/Elasticity Test: –	Presiune proba/Test pressure(bar): –	
Protectia coroziune/Corosion Protection: NA	Organ receptie finala/Final reception: –	Diagrama P&I/P&ID No.: –	
Tratament termic/Heat Treatment: NA	Presiune proiectare/Design pressure(bar): 15	Temp. de proiectare/Design temp.(°C):495	
Clasa conducte/Pipe Class: –	de la /from: H1	la /to: R1,a,b,c,d	

TÜV AUSTRIA ROMANIA

S.C. PETROTEL-LUKOIL S.A. Ploiesti
Str. Mihai Bravu, nr.235 judet Prahova

LUKOIL OIL COMPANY

1	2	3	4	5	6	7	8	9	10	11	12	13	14	
Proiect-Nr/Project-No					Desen-Nr/Drawing-No									Rev/Rev
15-95/PEVIT					ANEXA 3									
17	18	19	20	21	22	23	30	31						
Cod Instalatie/Plant Code							Orig.Plan							

Intreprindere/Client: PETROTEL-LUKOIL

Instalatie/Plant: C.X

Scara/Scale: NTS

SIS 4-PR-02-021;022;023;024;025;026;027;060

pag/pag 12 din/from 14

Rev/Rev	Denumirea modificarii/Change description	Data/Date	Intocmit/Designer	Verificat/Checked
04				
03				
02				
01				
00	INTOCMIRE PROGRAM EXAMINARI	03.2015	Stefan A.	Ninca N.

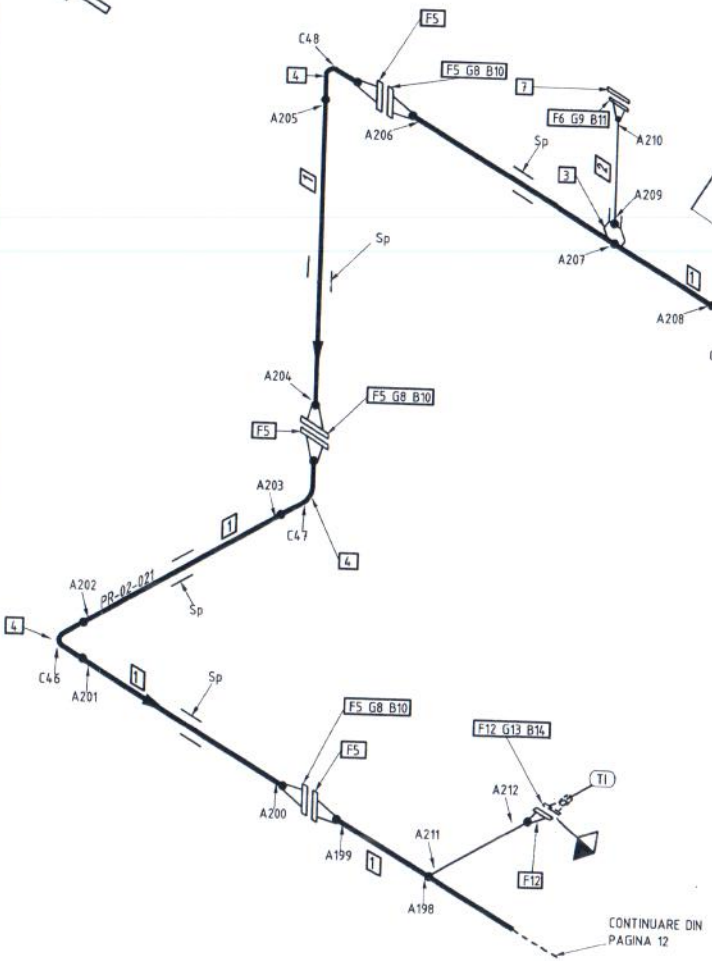

PIESE DE CONDUCTE - LISTA DE PIESE

Poz	DN	Descriere	Cantitate
1	150	Teava	10.5 M
2	25	Teava	0.3 M
3	150X25	Sockolet	1
4	150	Cot 90	4
5	150	Flansa cu gat Dn150(Ø168,3x-)/Pn110/B2	7
6	25	Flansa cu gat Dn25(Ø33,7x-)/Pn110/B2	1
7	25	Flansa oarba Dn25(Ø33,7x-)/PN110/B2	1
8	150	Garnitura Dn150/Pn110/B2	4
9	25	Garnitura Dn25/Pn110/B2	1
10	M30x180	Prezoane cu 2 piulite	48/96
11	M16x100	Prezoane cu 2 piulite	4/8
12	40	Flansa cu gat Dn40(Ø48.3x-)/Pn110/B2	2
13	40	Garnitura Dn40/Pn110/B2	1
14	M20x120	Prezoane cu 2 piulite	4/8

LEGENDA:

-limita sistem

-conducta existenta supusa examninarii

-conducta existenta in afara sistemului

Configuratia, componenta si dimensiunile vor fi verificate inainte de examinare.

POZITIA PUNCTELOR DE CONTROL
PENTRU MASURAREA GROSIMII PERETILOR CU US

PANA LA DN 50 INCLUSIV = 2 PUNCTE DE MASURARE
PANA LA DN 300 INCLUSIV = 4 PUNCTE DE MASURARE
PESTE DN 300 = 8 PUNCTE DE MASURARE

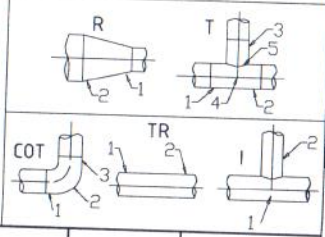

PLAN MASURATORI GROSIMI

Temp. min lucru/Min op. temp.(°C): 15	Insoitori (nr./DN)/Tracing (nr./ND): 2x25	
Mediu/Medium: Reziduu	Pres. max lucru/Max. op. pressure(bar): 15	Temp. max lucru/Max op. temp.(°C): 495
Grupa fluid/Fluid Group: 1	Categorie/Category: II	Modul/Module: -
Material/Material: A 335 GRAD P5	% control nedistructiv/Nondistructiv test: 25%-RT/UTs 25%-PT/MT	Mediu proba/Test medium: Apa
Izolatie/Insulation (type/thick.): DA/S=100mm	Test elasticitate/Elasticity Test: -	Presiune proba/Test pressure(bar): -
Protectia coroziune/Corosion Protection: NA	Organ receptie finala/Final reception: -	Diagrama P&I/P&ID No.: -
Tratament termic/Heat Treatment: NA	Presiune proiectare/Design pressure(bar): 15	Temp. de proiectare/Design temp.(°C):495
Clasa conducte/Pipe Class: -	de la /from: H1	la /to: R1,a,b,c,d

TÜV AUSTRIA ROMANIA

S.C. PETROTEL-LUKOIL S.A. Ploiesti
Str. Mihai Bravu, nr.235
judet Prahova

LUKOIL OIL COMPANY

1	2	3	4	5	6	7	8	9	10	11	12	13	14
Proiect-Nr/Project-No						Desen-Nr/Drawing-No							Rev/Rev
15-95/PEVIT						ANEXA 3							

17	18	19	20	21	22	23	30	31
Cod Instalatie/Plant Code							Orig.Plan	

Intreprindere/Client: PETROTEL-LUKOIL

Instalatie/Plant: C.X

Scara/Scale: NTS

Rev/Rev	Denumirea modificarii/Change description	Data/Date	Intocmit/Designer	Verificat/Checked
04				
03				
02				
01				
00	INTOCMIRE PROGRAM EXAMINARI	03.2015	Stefan A.	Ninca N.

SIS 4-PR-02-021;022;023;024;025;026;027;060

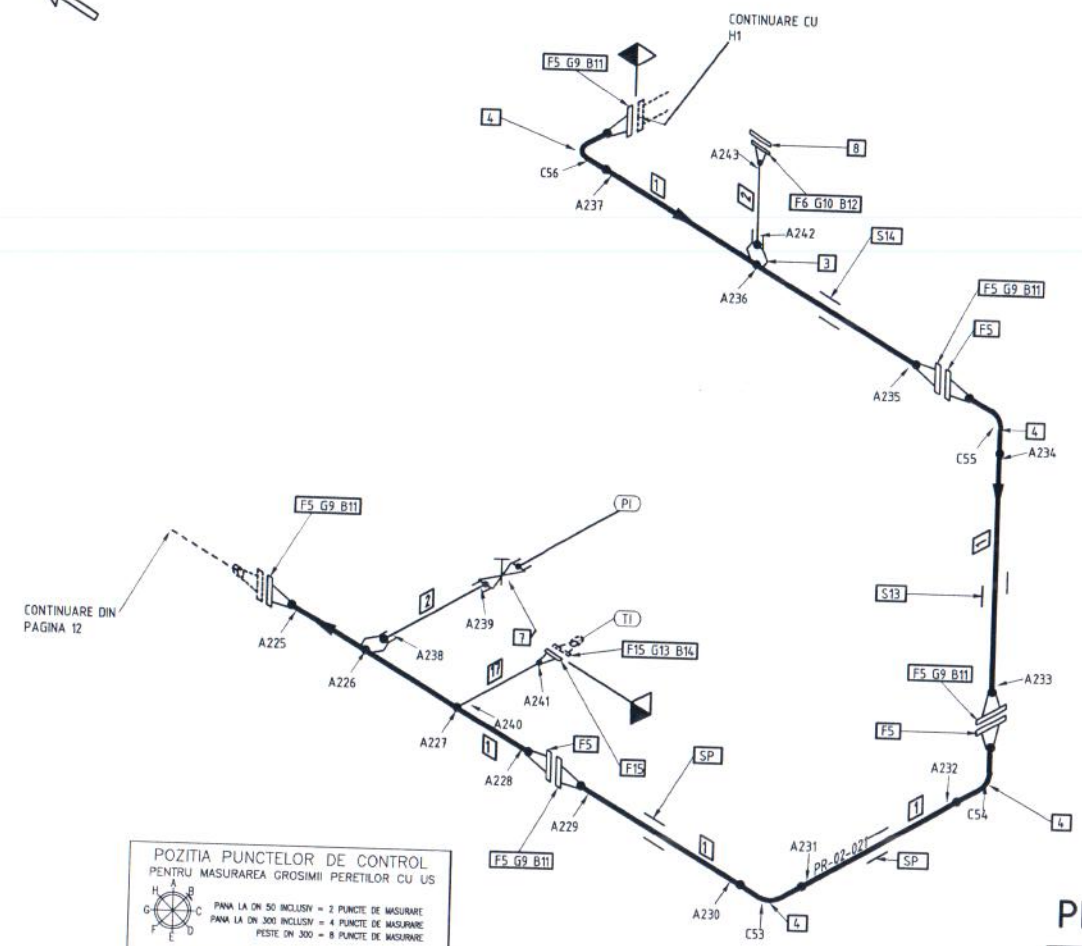

PIESE DE CONDUCTE - LISTA DE PIESE

Poz	DN	Descriere	Cantitate
1	150	Teava	11.0 M
2	25	Teava	0.5 M
3	150X25	Sockolet	1
4	150	Cot 90	4
5	150	Flansa cu gat Dn150(Ø168,3x-)/Pn110/B2	8
6	25	Flansa cu gat Dn25(Ø33.7x-)/Pn110/B2	1
7	25	RSMS Dn20/Pn160	1
8	25	Flansa oarba Dn25(Ø33,7x-)/PN110/B2	1
9	150	Garnitura Dn150/Pn110/B2	5
10	25	Garnitura Dn25/Pn110/B2	1
11	M30x180	Prezoane cu 2 piulite	60/120
12	M16x100	Prezoane cu 2 piulite	4/8
13	40	Garnitura Dn40/Pn110/B2	1
14	M20x120	Prezoane cu 2 piulite	4/8
15	40	Flansa cu gat Dn40(Ø48.3x-)/Pn110/B2	2
16	150X20	Sockolet	1
17	40	Teava	0.5 M

LEGENDA:

-limita sistem

-conducta existenta supusa examninarii

-conducta existenta in afara sistemului

Configuratia, componenta si dimensiunile vor fi verificate inainte de examinare.

POZITIA PUNCTELOR DE CONTROL
PENTRU MASURAREA GROSIMII PERETILOR CU US

PANA LA DN 50 INCLUSIV = 2 PUNCTE DE MASURARE
PANA LA DN 300 INCLUSIV = 4 PUNCTE DE MASURARE
PESTE DN 300 = 8 PUNCTE DE MASURARE

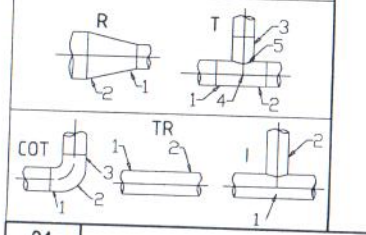

PLAN MASURATORI GROSIMI

Temp. min lucru/Min op. temp.(°C): 15	Insotitori (nr./DN)/Tracing (nr./ND): 2x25		
Mediu/Medium: Reziduu	Pres. max lucru/Max. op. pressure(bar): 15		Temp. max lucru/Max op. temp.(°C): 495
Grupa fluid/Fluid Group: 1	Categorie/Category: II		Modul/Module: –
Material/Material: A 335 GRAD P5	% control nedistructiv/Nondistructiv test: 25%-RT/UTs 25%-PT/MT		Mediu proba/Test medium: Apa
Izolatie/Insulation (type/thick.): DA/S=100mm	Test elasticitate/Elasticity Test: –		Presiune proba/Test pressure(bar): –
Protectia coroziune/Corosion Protection: NA	Organ receptie finala/Final reception: –		Diagrama P&I/P&ID No.: –
Tratament termic/Heat Treatment: NA	Presiune proiectare/Design pressure(bar): 15		Temp. de proiectare/Design temp.(°C):495
Clasa conducte/Pipe Class: –	de la /from: H1		la /to: R1,a,b,c,d

TÜV AUSTRIA ROMANIA

S.C. PETROTEL-LUKOIL S.A. Ploiesti
Str. Mihai Bravu, nr.235
judet Prahova

LUKOIL OIL COMPANY

1	2	3	4	5	6	7	8	9	10	11	12	13	14	
Proiect-Nr/Project-No						Desen-Nr/Drawing-No								Rev/Rev
15-95/PEVIT						ANEXA 3								
17	18	19	20	21	22	23	30	31						
Cod Instalatie/Plant Code							Orig.Plan							

Intreprindere/Client: PETROTEL-LUKOIL

Instalatie/Plant: C.X

Scara/Scale: NTS

SIS 4-PR-02-021;022;023;024;025;026;027;060

pag/pag 14 din/from 14

Rev/Rev	Denumirea modificarii/Change description	Data/Date	Intocmit/Designer	Verificat/Checked
04				
03				
02				
01				
00	INTOCMIRE PROGRAM EXAMINARI	03.2015	Stefan A.	Ninca N.